

Meteo & Meteo A.S.T.

- **METEO**

Elica has developed a technology called “**METEO**”, which, through a liquid crystal display, can provide information relating both to the operation of the hood and to meteorological forecasts.

The desire to produce this new category of product arose from the wish to expand its capabilities in order to emphasise our concept of the cooker hood as a true domestic appliance and not simply as just another additional kitchen item.

The most immediately apparent aspect of the new technology is the extremely attractive and beautifully designed control panel, highlighted by the liquid crystal display (LCD) with its distinctive white back-lighting.

But the control panel is merely the aesthetic evidence of technology that, though perhaps conceptually simple, is far from easy to produce in practice, as well as being wholly innovative in terms of this kind of appliance.

The Meteo function depends on a pressure sensor contained within the hood. This sensor constantly monitors the level of atmospheric pressure and transfers this information to the product’s electronic control system. Internal software elaborates the signals received from the sensor, analysing the way the pressure is developing (providing a forecast of up to 8 hours ahead) and displaying this information on the LCD.

The LCD can also show outdoor temperature. A monitoring system placed on the outside of the home measures the temperature level and sends the information to the hood via radio waves. This external measuring system, composed of an electronic circuit board sealed in a plastic box, is an accessory and is not provided with the product.

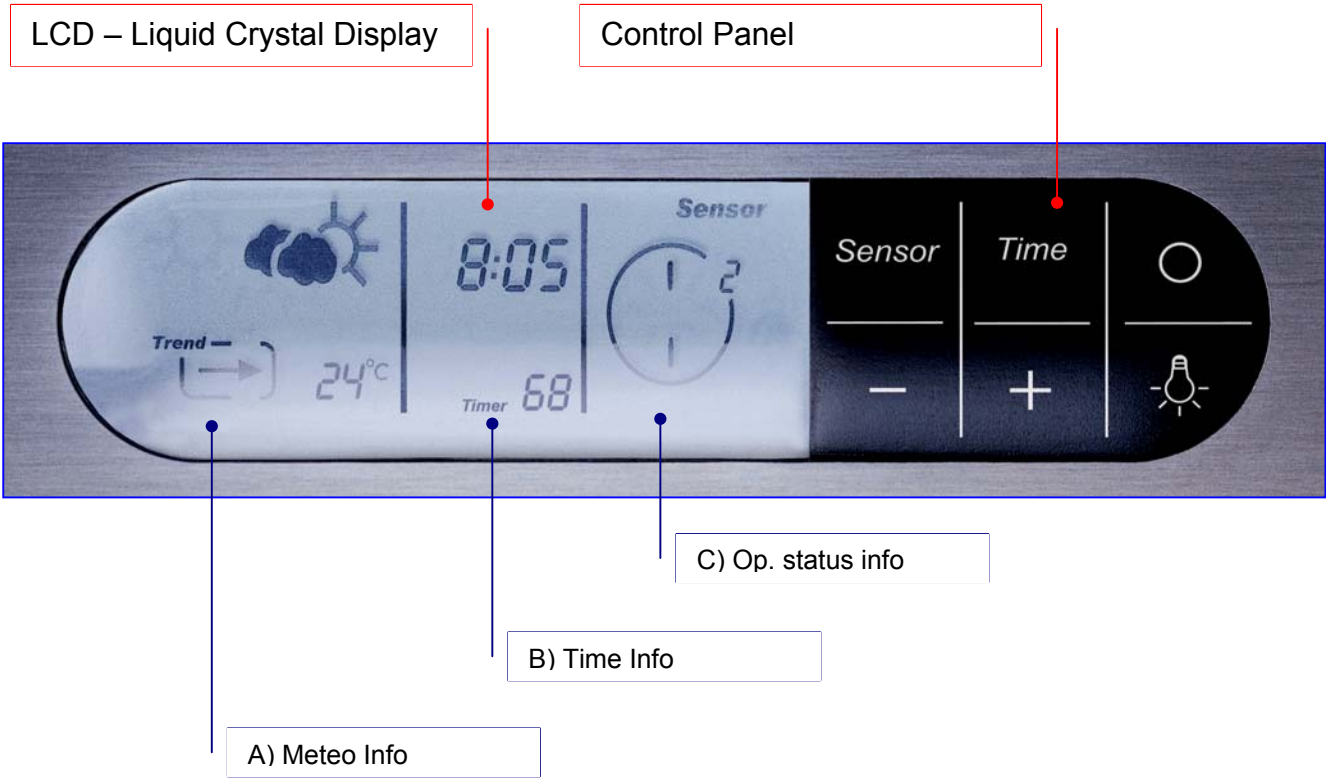
- **METEO A.S.T.**

This version of the product comes from a combination of two different technologies, Meteo and A.S.T (Automatic Sensor Technology). The result is a product that unites the technical/aesthetic innovation of the informative LCD display with the self-operating sensor system.

The most apparent aspect of this new technology is the two-part control system: liquid crystal display and control panel.


The liquid crystal display itself is divided into three separate zones:

- A) Meteo Info
- B) Time Info
- C) Operational status Info.




LCD – Liquid Crystal Display

A) The left-hand zone of the LCD is dedicated to “Meteo Info”. The upper part of the display shows the weather forecast for the coming hours. Forecasts are depicted through a series of symbols.


a.1)  Forecast -----> Clear

a.2)  “ -----> Slightly cloudy


a.3)  “ -----> Cloudy/overcast

a.4)  “ -----> Rain possible

The lower part of the display shows the weather forecast interpreted in arrow form.

a.5)  Pressure increasing Conditions improving

a.6)  Pressure stationary Conditions stable

a.7)  Pressure decreasing Conditions worsening

The lower part of the display also shows the exterior temperature level in both Centigrade (°C) and Fahrenheit (F).

a.8) 

** In order to provide this information, the hood requires the external monitoring system, available as an accessory.*

B) The central zone of the LCD is dedicated to “ Time Info ”

The upper part of the display shows the clock.

The clock can be altered using the Time button on the control panel.

b.1) 

The lower part of the display shows the Timer. This is a countdown system that can be extremely useful as a guide to accurate cooking time. A 10-beep alarm sounds at the end of the countdown time.

The Timer can be altered using the Time button on the control panel.

b.2) 

Operational note:

The display's white back-lighting helps to make the various symbols extremely clear and is active throughout the whole operational phase of the hood, whether in manual or, if available, automatic mode. If the hood is switched off and the user would like to read some information on the display, all they need to do is switch on the LCD by pressing one of the buttons on the control panel. This provides temporary illumination for around 25 seconds. The LCD then goes back to stand-by.

The hood is also supplied with an emergency battery that keeps the system running during short electricity failures.


When the product is first installed or after a long period without power the weather forecast signal will show “variable” (sun and cloud) and stationary pressure (Trend arrow horizontal), even though external weather conditions might be different. The system will start up again when the weather situation outside changes.


C) The right-hand section of the LCD is dedicated to “Operational status Info.” The various symbols show what is happening at that moment in the hood.

The circular symbol shows the operational speed of the hood: the rotation speed increases as the speed of the hood increases. The speed is also shown by the number at the edge of the circle. Intensive speed is indicated by the letter P.



Two further pieces of information relate to the maintenance of the product.

c.2)  This signals that it is time to change the carbon filter (if present).

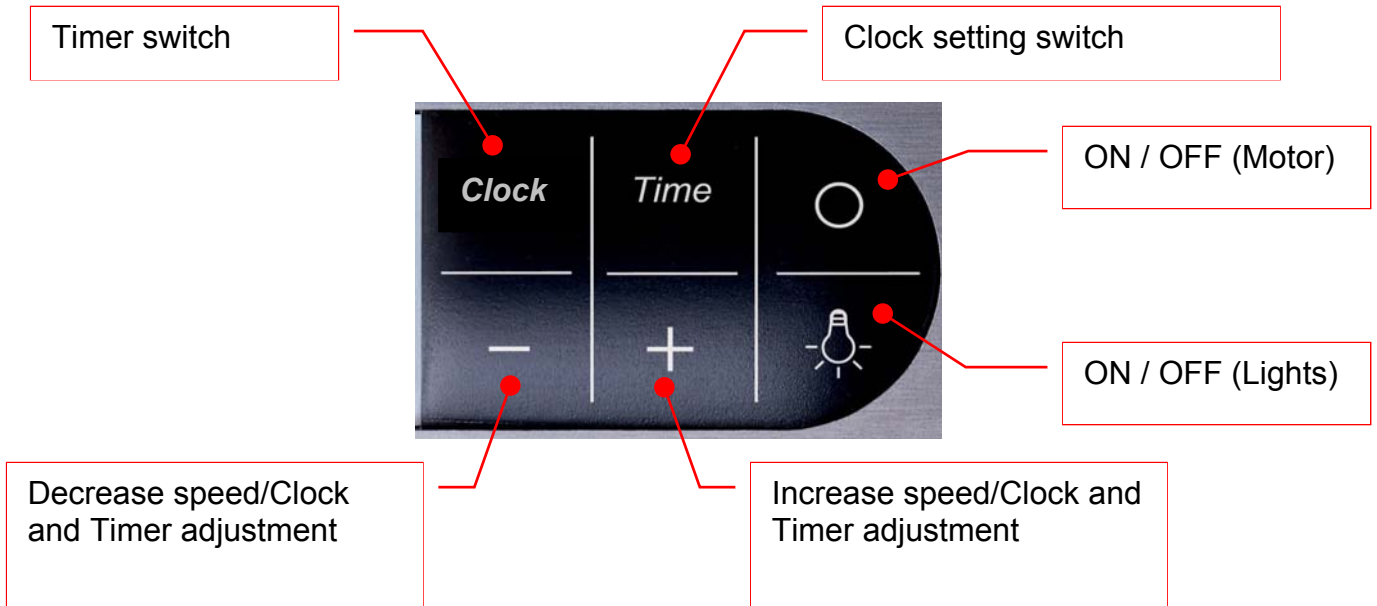
c.3)  This signals that it is time to wash the filter grid.

The word “Sensor” appears in this part of the LCD (only in the Meteo AST version) when the hood is running automatically.

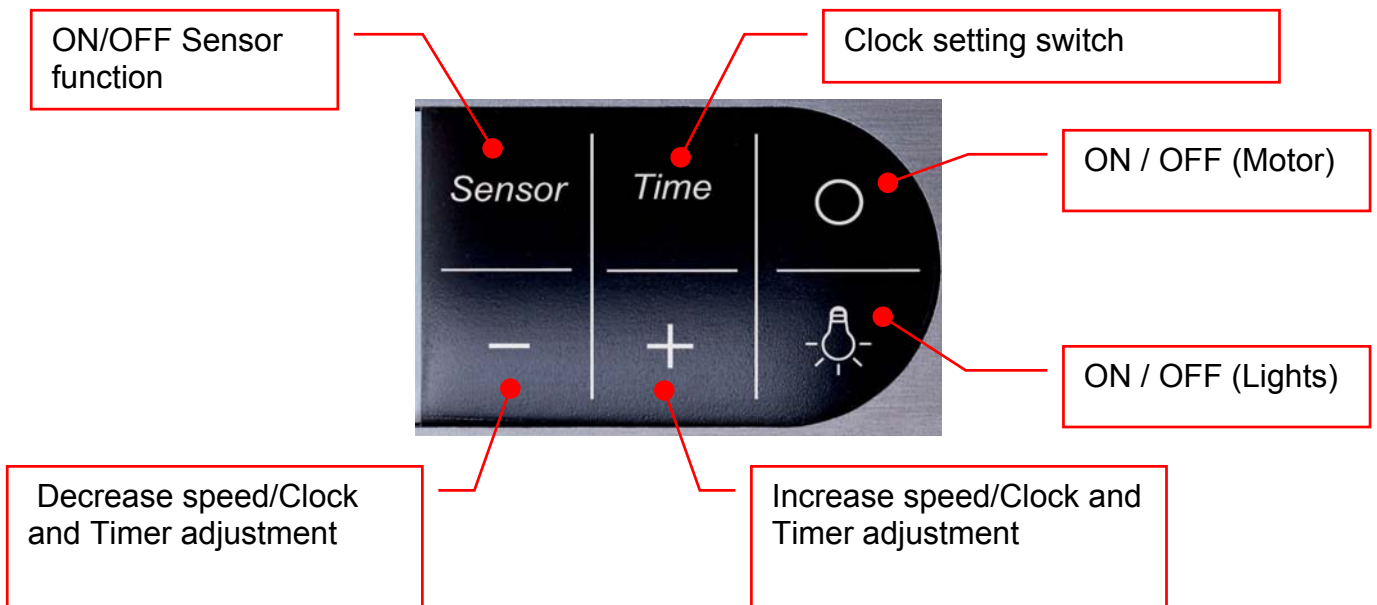
The Meteo and Sensor functions work completely separately except for the appearance of the word Sensor on the display.

c.4) **Sensor**

METEO control panel



METEO AST control panel



External temperature measuring system (Accessory)

The external temperature measuring system consists of a plastic case holding a circuit board that “reads” the level of temperature and sends the information to the hood. In order to work correctly, the system must be placed on the outside of the house in a position where it is protected from the sun and atmospheric agents. The plastic container has a protection index of IP 54 (protection from dust and waterspray) and the circuit board is well protected, but over-exposure to sun, rain etc, will have a negative effect on the instrument’s measuring capability.

The hood is supplied with a reception system for temperature data even if the external measuring instrument is not applied. This means that if the accessory is acquired and connected at a later date, the facility will be immediately available and the display will automatically start to show the outdoor temperature level. The system is powered by a battery with an estimated life span of around 12 months.



Product range

- 1. Capta Meteo 90**
- 2. Capta Meteo 120**
- 3. Capta Meteo AST 120**
- 4. Capta Meteo AST 90**
- 5. Artica Meteo**
- 6. Antartica Meteo**