

ELICA HANGING

64 > 65

LIGHTING

PURIFICATION

ASPIRATION



SIZE (cm) Ø 47
FINISH STAINLESS STEEL + GLASS
Elica Design Center

CELESTIAL LIGHT

HANGING - LIGHTING

Controls	Remote control	
Lighting	Halo 1x75W+RGB 1x20W	
Colours	RGB 256 colours	
Absorption (W)	95	

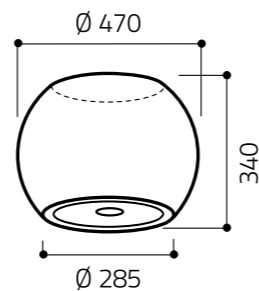
ACCESSORIES		CODE
Extension cable kit (2,5m IX)	Optional	KIT01889
Extension cable kit (5m IX)	Optional	KIT01921

MODELS		
CELESTIAL LIGHT IX/47		PRF0010419

Suspended from the ceiling, Celestial Light glitters with emotion: a glass-encrusted globe, its spherical form is a shining, multifaceted tapestry of crystalline light. Celestial Light bathes the furniture placed below in a warm halogen glow, while a host of small LEDs animate the environment with luminous effects, changing colour to create unique chromatic sensations. Choosing the colour of the light provides an almost chromotherapeutic effect, positively influencing a person's mood. Celestial Light is combination of design, functionality and comfort, with a remote control to operate the various light sources and chromatic tonalities. Celestial Light can be combined with the Celestial cooker hood (see page 67).



This model is not a hood and cannot be installed over a hob.



SIZE (cm) Ø 47
FINISH STAINLESS STEEL + GLASS
Elica Design Center

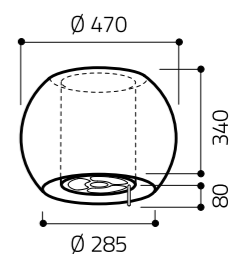
CELESTIAL

HANGING 66 > 67

Controls	Magic wand	
Lighting	Halo 1x40W + Inc. 3x40W	
Version	Duct out or recycling	
No. of motors	1	
Duct Size (mm)	150	
Maximum airflow (m³/h)	200-550 (IEC 480)	
Noise Level db(A)	38-58 (65)	
Pressure (Pa)	400	
Absorption (W)	290	

ACCESSORIES		CODE
Grease Filter	GFA Included	
Charcoal Filter	Not available	
Long Life Charcoal Filter	Included	F00433/1
Black Remote control Kit	Optional	KIT02183/1
White Remote control Kit	Optional	KIT0010436
Extension cable Kit (2,5m IX)	Optional	KIT01889
Extension cable Kit (5m IX)	Optional	KIT01921

MODELS		
CELESTIAL IX/F 47		65414592/2





SIZE (cm) Ø 51
FINISH STAINLESS STEEL + GLASS
Elica Design Center

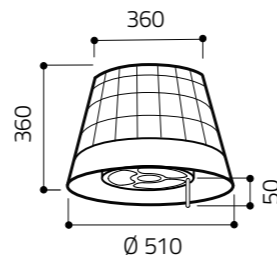
JEWEL

HANGING

Controls	Magic wand
Lighting	Halo 1x40W + Inc. 3x40W
Version	Duct out or recycling
No. of motors	1
Duct Size (mm)	150
Maximum airflow (m ³ /h)	200-550 (IEC 480)
Noise Level db(A)	38-58 (65)
Pressure (Pa)	400
Absorption (W)	290

ACCESSORIES		CODE
Grease Filter	GFA Included	
Charcoal Filter	Not available	
Long Life Charcoal Filter	Included	F00433/1
Extractor Kit	Optional	KIT01611
Black Remote control Kit	Optional	KIT02183/1
White Remote control Kit	Optional	KIT0010436
Extension cable Kit (2,5m IX)	Optional	KIT01889
Extension cable Kit (5m IX)	Optional	KIT01921

MODELS		
JEWEL VT/F 51		60416363



SIZE (cm) Ø 51
FINISH STAINLESS STEEL + BLOWN GLASS
Elica Design Center

WHITE RIPPLE

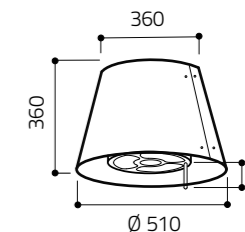
HANGING

68 > 69

Controls	Magic wand
Lighting	Halo 1x40W + Inc. 3x40W
Version	Duct out or recycling
No. of motors	1
Duct Size (mm)	150
Maximum airflow (m ³ /h)	200-550 (IEC 480)
Noise Level db(A)	38-58 (65)
Pressure (Pa)	400
Absorption (W)	290

ACCESSORIES		CODE
Grease Filter	GFA Included	
Charcoal Filter	Not available	
Long Life Charcoal Filter	Included	F00433/1
Extractor Kit	Optional	KIT01611
Black Remote control Kit	Optional	KIT02183/1
White Remote control Kit	Optional	KIT0010436
Extension cable Kit (2,5m)	Optional	KIT01889
Extension cable Kit (5m)	Optional	KIT01921

MODELS		
WHITE RIPPLE VT/F 51		73816571
Wall installation with bracket possible (included)		



The aesthetic glasses are craft made through blowing. Any surface irregularities or glass misalignment make the product unique.



SIZE (cm) Ø 51
 FINISH STAINLESS STEEL+ WHITE GLASS
 STAINLESS STEEL+ BLACK GLASS

Elica Design Center

CHARM

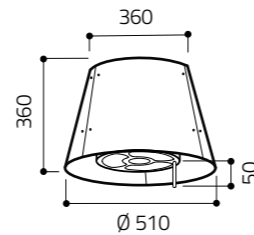
HANGING

Controls	Magic wand
Lighting	Halo 1x40W + Inc. 3x40W
Version	Duct out or recycling
No. of motors	1
Duct Size (mm)	150
Maximum airflow (m ³ /h)	200-550 (IEC 480)
Noise Level db(A)	38-58 (65)
Pressure (Pa)	400
Absorption (W)	290

ACCESSORIES	GFA Included	CODE
Grease Filter	GFA Included	
Charcoal Filter	Not available	
Long Life Charcoal Filter	Included	F00433/1
Extractor Kit	Optional	KIT01611
Black Remote control Kit	Optional	KIT02183/1
White Remote control Kit	Optional	KIT0010436
Extension cable Kit (2,5m IX)	Optional	KIT01889
Extension cable Kit (5m IX)	Optional	KIT01921

MODELS		
CHARM WH/F 51		65414586/1
CHARM BL/F 51		PRF0010393

Wall installation with bracket possible (included)



Design	Performance Energy Saving	User Friendly
Evolution	IntensiTime	Magic wand
Ambient light		Filter change indicator
		Remote control



SIZE (cm) 90x50
 FINISH STAINLESS STEEL

Elica Design Center

TANDEM

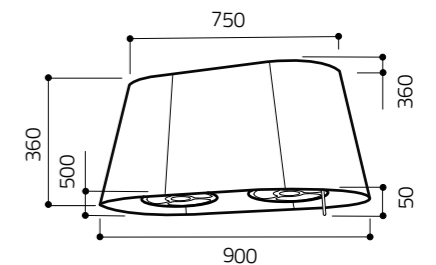
HANGING 70 > 71

Controls	Magic wand
Lighting	Halo 2x40W + Inc. 6x40W
Version	Duct out or recycling
No. of motors	2
Duct Size (mm)	150
Maximum airflow (m ³ /h)	300-800 (IEC 720)
Noise Level db(A)	41-61 (69)
Pressure (Pa)	400
Absorption (W)	450

ACCESSORIES	GFA Included	CODE
Grease Filter	GFA Included	
Charcoal Filter	Not available	
Long Life Charcoal Filter	Included	F00433/1
Black Remote control Kit	Optional	KIT02183/1
White Remote control Kit	Optional	KIT0010436
Extension cable Kit (2,5m IX)	Optional (x 2 pcs)	KIT01889 (1pc)
Extension cable Kit (5m IX)	Optional (x 2 pcs)	KIT01921 (1pc)

MODELS		
TANDEM IX/F 90		65414590/1

Design	Performance Energy Saving	User Friendly
Evolution	IntensiTime	Magic wand
Ambient light		Filter change indicator
		Remote control





SIZE (cm) Ø 51
FINISH STAINLESS STEEL + COLOUR
Elica Design Center

COLOUR

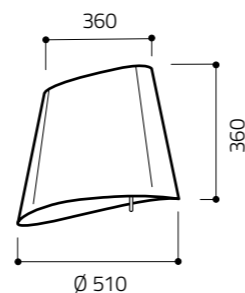
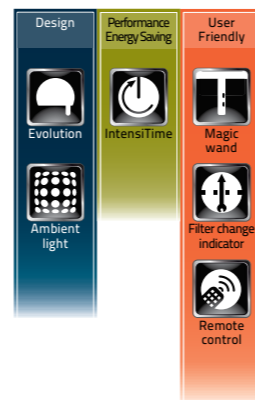

HANGING

Controls	Magic wand
Lighting	Halo 1x40W + Inc. 3x40W
Version	Duct out or recycling
No. of motors	1
Duct Size (mm)	150
Maximum airflow (m³/h)	200-550 (IEC 480)
Noise Level db(A)	38-58 (65)
Pressure (Pa)	400
Absorption (W)	290

ACCESSORIES	GFA Included	CODE
Grease Filter	GFA Included	
Charcoal Filter	Not available	
Long Life Charcoal Filter	Included	F00433/1
Extractor Kit	Optional	KIT01611
Black Remote control Kit	Optional	KIT02183/1
White Remote control Kit	Optional	KIT0010436
Extension cable Kit (2,5m IX)	Optional	KIT01889
Extension cable Kit (5m IX)	Optional	KIT01921

MODELS	
COLOUR BRIGHT&TURQUOISE IX/F 51	65416190
COLOUR BRIGHT&RED IX/F 51	65416191
COLOUR PEARL&GREEN IX/F 51	65416192
COLOUR PEARL&VIOLET IX/F 51	65416193

Wall installation with bracket possible (included)



SIZE (cm) Ø 51
FINISH STAINLESS STEEL
Elica Design Center

FLOW

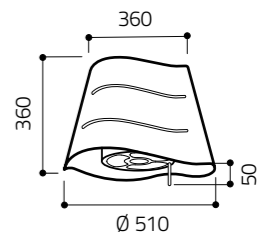
HANGING 72 > 73

Controls	Magic wand
Lighting	Halo 1x40W + Inc. 3x40W
Version	Duct out or recycling
No. of motors	1
Duct Size (mm)	150
Maximum airflow (m³/h)	200-550 (IEC 480)
Noise Level db(A)	38-58 (65)
Pressure (Pa)	400
Absorption (W)	290

ACCESSORIES	GFA Included	CODE
Grease Filter	GFA Included	
Charcoal Filter	Not available	
Long Life Charcoal Filter	Included	F00433/1
Extractor Kit	Optional	KIT01611
Black Remote control Kit	Optional	KIT02183/1
White Remote control Kit	Optional	KIT0010436
Extension cable Kit (2,5m IX)	Optional	KIT01889
Extension cable Kit (5m IX)	Optional	KIT01921

MODELS	
FLOW IX/F 51	65414588/1

Wall installation with bracket possible (included)





SIZE (cm) Ø 56
FINISH PEARL + GREEN
Elica Design Center

PURE COLOUR

HANGING - PURIFICATION

Controls	Magic wand	
Lighting	Halo 1x40W + Inc. 3x40W	
Absorption (W)	290	

ACCESSORIES		CODE
Long Life Charcoal Filter	Included	F00433/1
HEPA Filter	Included	CFC0010443
Extension cable Kit (2.5m IX)	Optional	KIT01889
Extension cable Kit (5m IX)	Optional	KIT01921
Black Remote control Kit	Optional	KIT02183/1
White Remote control Kit	Optional	KIT0010436

MODELS		CODE
PURE COLOUR		PRF0010435
Wall installation with bracket possible (included)		

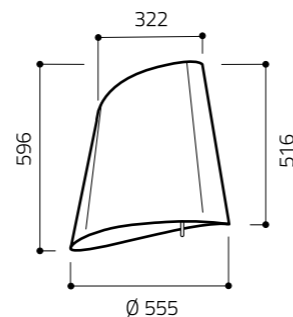
Wall installation with bracket possible (included)

Air and light are the defining elements of the Luxerion project. The air is drawn into the purification module and subjected to three different levels of filtration: first, the metallic filter eliminates macro impurities; second, active carbon filter removes particles of unpleasant odours; and third, the HEPA (High Efficiency Particulate Air) filter, captures dust, pollen, bacteria and all the impurities $\geq 0,1$ micron. The air, completely cleansed, is then restored to its original environment. Pure Colour bathes a table or other piece of furniture placed below in warm halogen lighting, bright rays reflecting within its colourful parabola, creating an intimate atmosphere that's perfect for eating or relaxing with a book. To operate airflow speed or the intensity of the lighting, Pure Colour can be activated using the elegant Magic Wand pushbutton control rod or by remote control. Pure Colour can be combined with the Colour cooker hood (see page 72).



LUXERION™

This model is not a hood and cannot be installed over a hob.



SIZE (cm) Ø 54
FINISH STAINLESS STEEL
Elica Design Center

PURE FLOW

HANGING - PURIFICATION

74 > 75

Controls	Magic wand	
Lighting	Halo 1x40W + Inc. 3x40W	
Absorption (W)	290	

ACCESSORIES		CODE
Long Life Charcoal Filter	Included	F00433/1
HEPA Filter	Included	CFC0010443
Extension cable Kit (2.5m IX)	Optional	KIT01889
Extension cable Kit (5m IX)	Optional	KIT01921
Black Remote control Kit	Optional	KIT02183/1
White Remote control Kit	Optional	KIT0010436

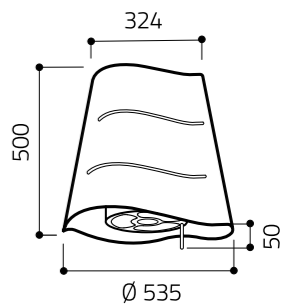
MODELS		CODE
PURE FLOW		PRF0010434
Wall installation with bracket possible (included)		

Air and light are the defining elements of the Luxerion project. The air is drawn into the purification module and subjected to three different levels of filtration: first, the metallic filter eliminates macro impurities; second, active carbon filter removes particles of unpleasant odours; and third, the HEPA (High Efficiency Particulate Air) filter, captures dust, pollen, bacteria and all the impurities $\geq 0,1$ micron. The air, completely cleansed, is then restored to its original environment. Pure Flow bathes a table or other piece of furniture placed below in warm halogen lighting, bright rays reflecting within its parabola, creating an intimate atmosphere in the surrounding area. To operate airflow speed or the intensity of the lighting, Pure Flow can be activated using the elegant Magic Wand pushbutton control rod or by remote control. Pure Flow can be combined with the Flow cooker hood (see page 73).



LUXERION™

This model is not a hood and cannot be installed over a hob.





SIZE (cm) Ø 51
FINISH SHINY STAINLESS STEEL

Elica Design Center

SPLENDORE

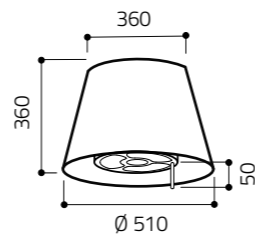
HANGING

Controls	Magic wand
Lighting	Halo 1x40W + Inc. 3x40W
Version	Duct out or recycling
No. of motors	1
Duct Size (mm)	150
Maximum airflow (m ³ /h)	200-550 (IEC 480)
Noise Level db(A)	38-58 (65)
Pressure (Pa)	400
Absorption (W)	290

ACCESSORIES	GFA Included	CODE
Grease Filter	GFA Included	
Charcoal Filter	Not available	
Long Life Charcoal Filter	Included	F00433/1
Extractor Kit	Optional	KIT01611
Black Remote control Kit	Optional	KIT02183/1
White Remote control Kit	Optional	KIT0010436
Extension cable Kit (2,5m IX)	Optional	KIT01889
Extension cable Kit (5m IX)	Optional	KIT01921

MODELS	CODE
SPLENDORE IX/F 51	65414587/1

Wall installation with bracket possible (included)



SIZE (cm) 90x60
FINISH STAINLESS STEEL + GLASS

Elica Design Center

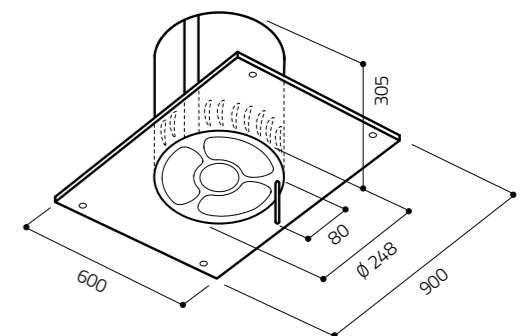
VENEZIA


HANGING 76 > 77

Controls	Magic wand
Lighting	Halo 1x40W
Version	Duct out or recycling
No. of motors	1
Duct Size (mm)	150
Maximum airflow (m ³ /h)	200-550 (IEC 480)
Noise Level db(A)	38-58 (65)
Pressure (Pa)	400
Absorption (W)	170

ACCESSORIES	GFA Included	CODE
Grease Filter	GFA Included	
Charcoal Filter	Not available	
Long Life Charcoal Filter	Included	F00433/1
Black Remote control Kit	Optional	KIT02183/1
White Remote control Kit	Optional	KIT0010436
Extension cable Kit	Optional	KIT01890
Extension cable Kit	Optional	KIT01922

MODELS	CODE
VENEZIA IX/F 51	65414591/1





SIZE (cm) 90
FINISH STAINLESS STEEL + PEARL
STAINLESS STEEL + GREEN

Elica Design Center

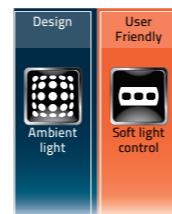
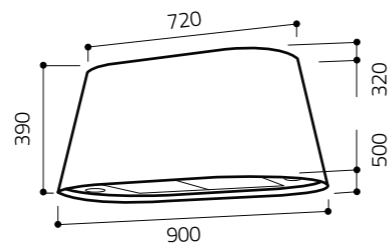
JULIETTE

HANGING

Controls	3s Soft Light Push Button	
Lighting	Halo 2x20W + Inc. 6x40W	
Version	Duct out or recycling	
No. of motors	1	
Duct Size (mm)	125	
Maximum airflow (m ³ /h)	300-560 (IEC 500)	
Noise Level db(A)	43-65	
Pressure (Pa)	450	
Absorption (W)	455	

ACCESSORIES	GFA Included	CODE
Grease Filter	GFA Included	
Charcoal Filter	Not available	
Long Life Charcoal Filter	Included (2pc)	F00264/1S
Extractor Kit	Optional	KIT02262
Extension cable Kit (2,5m IX)	Optional (x 2pcs)	KIT01889 (1 pc)
Extension cable Kit (5m IX)	Optional (x 2pcs)	KIT01921 (1pc)

MODELS		
JULIETTE PEARL F/90		71716357
JULIETTE GREEN F/90		71716356



SIZE (cm) 50
FINISH STAINLESS STEEL + PEARL
STAINLESS STEEL + VIOLET

Elica Design Center

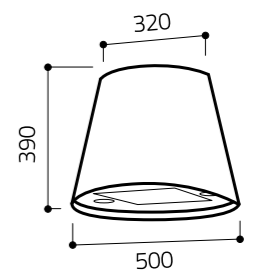
JASMINE

HANGING 78 > 79

Controls	3s Soft Light Push Button	
Lighting	Halo 2x20W + Inc. 4x40W	
Version	Duct out or recycling	
No. of motors	1	
Duct Size (mm)	125	
Maximum airflow (m ³ /h)	300-560 (IEC 500)	
Noise Level db(A)	43-65	
Pressure (Pa)	450	
Absorption (W)	375	

ACCESSORIES	GFA Included	CODE
Grease Filter	GFA Included	
Charcoal Filter	Not available	
Long Life Charcoal Filter	Included	F00264/1S
Extractor Kit	Optional	KIT02262
Extension cable Kit (2,5m IX)	Optional	KIT01889
Extension cable Kit (5m IX)	Optional	KIT01921
Wall mounted Kit	Optional	KIT02263

MODELS		
JASMINE PEARL F/50		71716351
JASMINE VIOLET F/50		71716350





SIZE (cm) Ø 25
 FINISH STAINLESS STEEL

Elica Design Center

SIENNA

HANGING

Controls	Magic wand
Lighting	Halo 1x40W
Version	Duct out or recycling
No. of motors	1
Duct Size (mm)	150
Maximum airflow (m ³ /h)	200-550 (IEC 480)
Noise Level db(A)	38-58 (65)
Pressure (Pa)	400
Absorption (W)	170

ACCESSORIES		CODE
Grease Filter	GFA Included	
Charcoal Filter	Not available	
Long Life Charcoal Filter	Included	F00433/1
Black Remote control Kit	Optional	KIT02183/1
White Remote control Kit	Optional	KIT0010436
Extension cable Kit (2,5m)	Optional	KIT01889
Extension cable Kit (5m)	Optional	KIT01921

MODELS		
SIENNA IX/F/25		64714985

Design Evolution	Performance Energy Saving IntensiTime	User Friendly Magic wand Filter change indicator Remote control
---------------------	---	---

